




A TEREX BRAND

Overview Brochure



ROAD/
FLATWORK



BRIDGE



AIRPORT



HIGHWAY



SLOPE &
CANALS

BRIDGING MORE THAN 60 YEARS



INVENTORS, INNOVATORS AND YOUR PAVING PARTNER

THERE'S A LOT RIDING ON THE SURFACES YOU PAVE.

You need adaptable concrete paving equipment to meet every paving challenge, cross every obstacle in the way of you completing projects efficiently, with bonus-level quality and within budget.

As the inventor of the automatic roller paver 60 years ago, Bid-Well has only one mission – making the most versatile and flexible paver on the market.

While our equipment is legendary for paving bridge decks, a flexible design allows these machines to efficiently pave canals, slopes, parking lots, city streets, highways and airports with the same high level of smoothness.

Our equipment is backed by dedicated and experienced engineering and service teams with more than 200 years of paving experience who continually innovates to offer you the pavers of tomorrow, superior application consultation and dependable factory-direct after-sales support.

Steel frame construction delivers rigidity with minimum weight, giving you the flexibility to add paving carriages or sidewalk rollers to the frame. Pin-connected truss segments deliver fast set-up and allow crowns to be added at any hinge point.



ROAD/ FLATWORK

Our concrete pavers can be equipped with ultrahigh-strength steel transition inserts to extend paving widths beyond standard specifications. By working with Bid-Well, you can extend paving widths for the 4800 paver over 180 ft (54.9m).

The Bid-Well paving carriage, boasting the patented Rota-Vibe® system to consolidate the top 2.5 in (6.4 cm) of concrete, completes all paving functions in a single pass. Adding our internal vibration system to the carriage gives you the option of paving concrete flatwork with the same speed, low cost and bonus-level smoothness as with bridge paving.

Today's bridge designs are growing in complexity. That's why Bid-Well 2450, 3600 and 4800 pavers can be configured with a number of options that allow virtually any bridge design to be poured full-width, saving you time and money while increasing quality.

BRIDGE DECKS AND BEYOND

Steel frame construction delivers rigidity with minimum weight, giving you the flexibility to add paving carriages or sidewalk rollers to the frame. Pin-connected truss segments deliver fast set-up and allow crowns to be added at any hinge point.

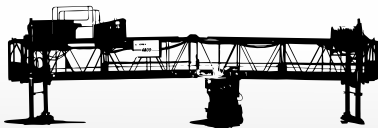


MODEL 3600

Bid-Well recently launched the Remote Control (RC) models 3600 and 4800. The new RC models continue to provide the same quality finish as their manual counterparts but also offer safe operation of the paver while adding convenience and enhanced communication between the operator, team members and the concrete placer. They also reduce manpower and boost productivity.

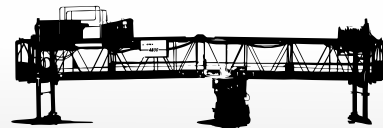
BRIDGE AND FLATWORK PAVERS

4800RC



TRUSS SIZE:	48 IN	122 CM
MAX STANDARD PAVING WIDTH:	116 FT	35 M
OPERATING WEIGHT:	10,473 LBS	4750 KG

4800



TRUSS SIZE:	48 IN	122 CM
MAX STANDARD PAVING WIDTH:	116 FT	35 M
OPERATING WEIGHT:	10,473 LBS	4750 KG

3600RC



TRUSS SIZE:	36 IN	92 CM
MAX STANDARD PAVING WIDTH:	86 FT	26 M
OPERATING WEIGHT*:	7,760 LBS	3519 KG

3600



TRUSS SIZE:	36 IN	92 CM
MAX STANDARD PAVING WIDTH:	86 FT	26 M
OPERATING WEIGHT*:	7,760 LBS	3519 KG

2450



TRUSS SIZE:	24 IN	92 CM
MAX STANDARD PAVING WIDTH:	56 FT	17 M
OPERATING WEIGHT:	6,054 LBS	2746 KG

*Operating weight for standard 36ft configuration



AIRPORT



HEAVY HIGHWAY & AIRPORT PAVER

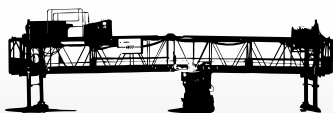
Built with the weight and frame rigidity for highproduction flatwork paving, Bid-Well 5000 airport/highway paver match flat, parabolic, crowned, superelevated and tapered surfaces. These versatile pavers offer fast set-up, boosting the number of paving days in a season. At a significantly lower purchase price than slipform pavers, they give you the ability to lower long-term operating and mobilization costs.

Pin-connected frame inserts deliver fast paving width changes from 12 to 68 ft (3.6 to 20.7 m), increasing paving uptime. On-the-fly variable-width changes allow for cost-efficient paving of flared, parabolic and radius slabs. The efficient paving carriage simultaneously vibrates, meters, rolls and finishes concrete slabs up to 24 in (61 cm) deep, delivering bonus-level results while reducing labor costs.



HIGHWAY / AIRPORT PAVERS

5000



TRUSS SIZE:	48 IN	122 CM
MAX PAVING WIDTH:	68 FT	21 M
TRAVEL SYSTEM:	BOGIE TRAVEL	



SLOPE & CANALS

Bid-Well Canal Pavers pave full- and half-width trapezoidal canals and straight side slopes with angles up to 45 degrees. The operator console is positioned for full visibility. The Bid-Well 7000 HD is powered by an air-cooled 35 HP (18.6 kW) gasoline engine with 12-volt starter and alternator.


Specially designed legs quickly adjust to accommodate up to 1:1 slope angles, while the power control console and power unit on the carriage also tilt to remain level during operation. Bogie systems deliver secure machine advancements and allow the machine to hold to strict paving tolerances.



MODEL SP3600

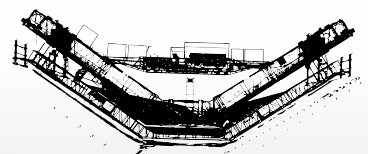
CANAL PAVERS

SP3600



MAX PAVING WIDTH: DESIGN ASSISTANCE
OPERATING WEIGHT: UPON REQUEST
MACHINE LENGTH:

7000HD



MAX PAVING WIDTH: 84 FT 26 M
OPERATING WEIGHT: 11,000 LBS 4989 LBS
MACHINE BASE LENGTH: 30 FT 9 M



HIGHWAY

Fully adjustable features of the T/C3600-M and T/C4800-M machines increases texturing and curing efficiency. These versatile machines perform both longitudinal and transverse texturing/curing as well as transverse texturing and longitudinal curing.



MODEL T/C4800-M

CONFIGURED TO MEET YOUR BIGGEST CHALLENGES

WORKING DIRECTLY WITH CUSTOMERS,

Bid-Well continually innovates machine design to offer new features and technology, so you can quickly and efficiently configure our pavers to meet paving specifications with the highest quality standards.

At Bid-Well, we specialize only in automatic roller pavers and related concrete equipment. Our dedicated focus and more than 200 years of paving applications experience are matched by no other equipment manufacturer. You can be confident in the advice our field sales and service teams offer when configuring a machine to meet your next job specifications.

Whether paving a bridge deck in Houston or an airport in Dubai, we partner with you every step of the way to ensure you have the right paver, configured correctly for efficient paving and backed with a superior level of service. We've supported contractors large and small to help pave the largest and most complex applications around the world.

When it comes time for servicing, our after-sales team members can be reached 24 hours a day, 7 days a week at +1 605-987-2603. And for more detailed information on the equipment, www.bid-well.com is available 365 days a year.


TEXTURE / CURING MACHINES

T/C3600-M



MACHINE LENGTH: 30 FT 9.14M
TRUSS SIZE: 36 IN 91.4CM
MAX MACHINE LENGTH: 86 FT 26 M

T/C4800-M



MACHINE LENGTH: 30 FT 9.14M
TRUSS SIZE: 48 IN 121.9CM
MAX MACHINE LENGTH: 116 FT 35 M



**ROAD/
FLATWORK**



BRIDGE



AIRPORT



HIGHWAY



**SLOPE &
CANALS**

A unique frame design allows Bid-Well workbridges to fit over barrier wall steel on bridge decks, positioning workers closer to the concrete surface. The standard 2418, heavy-duty 3424 and super heavy-duty 3430 models offer maximum width spans from 105 to 165 ft (32 to 50.3 m).

FINISHING THE JOB


Bid-Well workbridge is a necessary piece of equipment for any paving job including bridges, roads, canals, side slopes, dams, highways, airports or slabs. The all welded steel tubular frame and expanded metal decking provide your finishers with the necessary workspace platform to finish your paving job. Workbridges are available in widths ranging from 24 to 34 inches / 61 to 86 cm providing enough room for your finishers to trowel, cure, hand finish and lay burlap behind your Bid-Well roller paver.

LENGTH TO SPARE

Bid-Well workbridges are extremely versatile offering a variety of section lengths to build a workbridge that can span your concrete pour. The maximum spans can reach as far as 105 ft / 32 m for the 2418 model, 129 ft / 36.6 m for the 3424 model and 165 ft / 50.29 m for the 3430 model. With the available cable assist accessory for all models, Bid-Well workbridge can span even farther to accommodate large decks and slabs.

VARIETY

Bid-Well offers a large selection of workbridge ends and bogie styles to meet your needs as a contractor. Each model of workbridge can be fitted to ride on screed pipe or terrain, powered or non powered. Three styles of workbridge ends provide you with the means to finish your deck or slab to job specifications.



MODEL 2418

VERSATILITY

Do you have a skewed deck to pour? Does your deck have a 5 ft / 1.5 m high rebar sidewall? Do you need a workbridge for a canal or side slope? Not a problem. Bid-Well has a workbridge to accommodate all of these scenarios and many more. For more than 60 years, Bid-Well has been designing and building workbridges to accompany its roller pavers for every possible job specification and scenario--just another example of how Bid-Well Works for You.

WORK BRIDGES

3430



MACHINE WIDTH: 34 FT 10.4 M
WORKING HEIGHT: 30 IN 76 CM
MAX SPAN: 165 FT 50 M

3424



MACHINE WIDTH: 34 FT 10.4 M
WORKING HEIGHT: 24 IN 61 CM
MAX SPAN: 129 FT 39 M

2418



MACHINE WIDTH: 24 FT 7.3 M
WORKING HEIGHT: 18 IN 46 CM
MAX SPAN: 105 FT 32 M



INNOVATIVE AND PROVEN - BID-WELL ROLLER PAVERS

**CONTACT OUR OFFICE OR DISTRICT SALES MANAGER
FOR MORE INFORMATION
T: +1 605-987-2603**



**E: bidwell@terex.com
www.terex.com/bid-well**



Effective Date: Aug 2023. Product specifications and prices are subject to change without notice or obligation. The photographs and/or drawings in this document are for illustrative purposes only. Refer to the appropriate Operator's Manual for instructions on the proper use of this equipment. Failure to follow the appropriate Operator's Manual when using our equipment or to otherwise act irresponsibly may result in serious injury or death. The only warranty applicable to our equipment is the standard written warranty applicable to the particular product and sale and makes no other warranty, express or implied. Products and services listed may be trademarks, service marks or trade-names of Corporation and/or its subsidiaries in the USA and other countries. All rights are reserved. is a registered trademark of Terex Corporation in the USA and many other countries. Copyright 2023

Bid-Well PO Box 97, Canton, SD 57013 USA
Tel +1 605 987 2603 Fax +1 605 987 2605